

Hunter®

NEW



Hunter® Pro-C

BYPASS - RAIN SENSOR
ACTIVE -

SYSTEM OFF

MANUAL - SINGLE STATION

SEASONAL ADJUSTMENT

SET PUMP OPERATION

RUN

SET CURRENT DATE / TIME

SET PROGRAM START TIMES

SET STATION RUN TIMES

SET DAYS TO WATER

The Hunter Pro-C. The Right Candidate for Any Job.

On the job, you need choice. So Hunter has two controllers working hard to get your vote. The modular Pro-C (PC Series) offers a customizable controller expandable from 3-, 6-, 9-, 12-, or 15-stations with PCM modules. For a cost-effective candidate, the new Pro-C (PCC Series) is the best selection for contractors with fixed station control needs. Both controllers

also feature some great benefits, including three programs with multiple start times, independent day scheduling options with a programmable "event day off", one-touch manual start and rapid advance, one-button reset, a heavy duty locking cabinet, and two-level superior surge protection. For a higher client approval rating, elect Hunter.

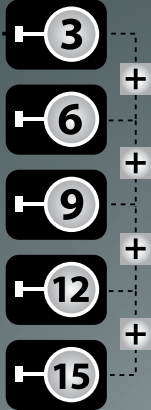
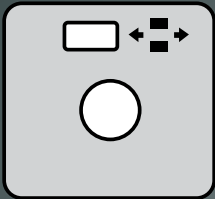
Kick It Up a Notch. Way Up.

It may be a Pro, but it just keeps getting better. The new Power-Lock Slide on the modular Pro-C allows one or more modules to be easily removed or installed, and prevents any potential issues removing modules under power. Both controllers boast simplified end-user programming, allowing the ability to turn "on or off" features that are not in use or unneeded, and a total runtime calculator keeps you in the know on individual station times. We also expanded the range for seasonal adjust, now at 0 to 300%, in 5% increments, and added an Easy Retrieve™ Memory for simple access to a previously saved program. And both controllers are now sensor programmable by station, for continued, specific zone watering.



EXERCISE YOUR FREEDOM OF CHOICE

PRO-C



Pro-C: Convenient

At Hunter, we believe in the Freedom of Choice. And we stand behind both of our candidates. Does convenience get your vote?

Forget lugging around all those different controllers, and pick the Pro-C. With its ability to customize

to the particular size that you need—from 3 to 15 stations—the Pro-C reforms inventory time with only three types of units to keep in stock: indoor cabinets, outdoor cabinets, and station


modules. Modularity also means the ability to retrofit for future expansion. And the Pro-C now boasts the Power-Lock Slide feature, which allows for a less taxing module removal.



Modular Edition



PCC



Pro-C Conventional: Cost Effective

Debating which controller to choose? The new Hunter Pro-C PCC Series is your cost-effective choice to save some capital. Focused on economics, the Pro-C PCC is a simple option for fixed station control, when you know what you need. And if you elect to have the new Solar Sync as a running mate, the Pro-C PCC is designed for the module to be installed directly in the controller cabinet, for a compact, coordinated system.

Conventional Edition

Pro-C Power



Features and Benefits

Independent scheduling options

Days of the week, odd/even, or 31-day intervals

Non-volatile memory

No battery required for backing up programs and current date and time; holds programs indefinitely; excellent insurance against unreliable power

Two levels of superior surge protection

Includes Hunter Quick Check™ self-diagnostic short circuit protection; microcircuits are protected from electrical spikes, with no fuses to worry about

Three programs (A, B, C) with multiple start times

Independent programming handles various watering requirements

Central control compatibility

Ready to work with Hunter's IMMS water management system

ADDED

Easy Retrieve Memory allows for retrieval of saved program



ADDED

Total run time calculator determines total of individual station run times per program



ADDED

Sensor programmable by station allows continued watering on specific zones during rain events



Remote control ready. Supplied with connection for ROAM and ICR remote controls.



Large LCD display for simplified programming



Modular Edition



3-Station base controller expandable to 15 stations with PCM modules.

Servicing is made easy. Power-Lock feature allows for easy removal and automatic recognition of modules.

Simplified inventory means lower inventory costs.

Ability to retrofit for future expansion.



Conventional Edition



Designed to allow for installation for Solar Sync module inside controller cabinet.

Economical option for fixed station control.

Common features and benefits as the modular edition.



Pro-C Sensor Compatibility



Solar Sync

The best under the sun. The Pro-C works even harder with our new Solar Sync. The solar sensor measures the sun's rays and temperature to keep your lawn at peak performance with optimal watering. That means no worrying when temperatures are too hot or too cold. So take a break! We won't tell.



ROAM Remote

The Pro-C works with Hunter's ROAM Remote, the mid-range solution for residential and commercial applications, operating up to a 1000-foot range. Conveniently able to be attached to the Pro-C, it's always on hand.

Charts and Specs

SPECIFICATIONBUILDER		
MODEL	FEATURES	OPTIONS
PC = Pro-C Controller	300i = 3-Station Base Unit Controller, Indoor Model, Plug-in Transformer, Expands to 15 Stations 230/240V 300 = 3-Station Base Unit Controller, Outdoor Model, Internal Transformer, Expands to 15 Stations	
International	301i = International Model 3-Station Base Unit Controller, Indoor Model, Plug-in Transformer, Expands to 15 Stations 301 = International Model 3-Station Base Unit Controller, Outdoor Model, Internal Transformer, Expands to 15 Stations	A = Australian Markets 240VAC (Outdoor Model Supplied with Cord) E = Europe 230VAC
PCM	300 = 3-Station Plug-in Module for use with any PC Controller Model 900 = 9-Station Plug-in Module for use with any PC Controller Model	
▶ PC	▶ 300	▶ Leave blank if no option chosen
EXAMPLE ▶ PC - 300		

Pro-C QUICK REFERENCE CHART			
Desired Station Configuration	Order Base Unit	Plus Number of modules	Specify as:
3 Zone	PC-300 or PC-300i	no module needed	PC-300 or PC 300i
6 Zone	PC-300 or PC-300i	one PCM-300	PC-600 or PC 600i
9 Zone	PC-300 or PC-300i	two PCM-300	PC-900 or PC 900i
12 Zone	PC-300 or PC-300i	three PCM-300	PC-1200 or PC 1200i
15 Zone	PC-300 or PC-300i	one PCM-300 & one PCM-900	PC-1500 or PC 1500i

SPECIFICATIONBUILDER		
MODEL	FEATURES	OPTIONS
PCC = Pro-C Controller (Conventional)	600i = 6-Station Controller, Indoor Model, Plug-in Transformer 600 = 6-Station Controller, Outdoor Model, Internal Transformer 900i = 9-Station Controller, Indoor Model, Plug-in Transformer 900 = 9-Station Controller, Outdoor Model, Internal Transformer 1200i = 12-Station Controller, Indoor Model, Plug-in Transformer 1200 = 12-Station Controller, Outdoor Model, Internal Transformer 1500i = 15-Station Controller, Indoor Model, Plug-in Transformer 1500 = 15-Station Controller, Outdoor Model, Internal Transformer	
International	601i = 6-Station Controller, Indoor Model, Plug-in Transformer 601 = 6-Station Controller, Outdoor Model, Internal Transformer 901i = 9-Station Controller, Indoor Model, Plug-in Transformer 901 = 9-Station Controller, Outdoor Model, Internal Transformer 1201i = 12-Station Controller, Indoor Model, Plug-in Transformer 1201 = 12-Station Controller, Outdoor Model, Internal Transformer 1501i = 15-Station Controller, Indoor Model, Plug-in Transformer 1501 = 15-Station Controller, Outdoor Model, Internal Transformer	E = 230 VAC with European Connections A = 240 VAC with Australian Connections (Outdoor Model has Internal Transformer with Cord)
▶ PCC	▶ 900i	▶ Leave blank if no option chosen
EXAMPLE ▶ PCC - 900i		